

ATHENA THE PERFECT RUN™

Easy Grow are now proud stockists of the incredible Pro & Blended nutrient ranges from Athena® Nutrients.



ALSO IN THIS ISSUE...

2022 Summer Shows Round-up

Easy Grow on tour! A round up of the summer of '22' shows we've attended across the UK and Europe!

Easy Grow Online: Quick Order Form

Our quick order form is a great tool you can use on the Easy Grow website to streamline your online experience with us.

In-Depth Look: Athena Nutrients

Athena Nutrients is the latest nutrient range we've added to the Easy Grow family, find out more about it's products.

Product Spotlight: VAPR Spray Gun

We take a closer look at the VAPR Nano spray gun and why we think it's an essential tool in any growers arsenal.

VAPR

LIQUID NANO SPRAYER

MULTI-PURPOSE ULTRA FINE MIST SPRAYER

The VAPR Liquid Nano Sprayer is a ULV (Ultra-Low Volume) mist dispenser. Ultra low volume means this sprayer will dispense high amounts of liquids at low pressure, which turns the liquid into a mist for greater coverage.

VAPR Liquid Nano Sprayer is wireless, with up to 2 hours effective battery life dependent on use, effective distance for the device is approx 2m away from desired surface. The sprayer can be used in your home, office, public areas and on clothing depending on the liquid you are using.

- ◆ Ergonomic design for ultimate comfort.
- ◆ Holds up to 300ml of liquid.
- ◆ Negative ION blue light functionality.

The VAPR Nano Gun is multi purpose and can be used for several different tasks. Use for odour neutralisation, to tend to your plants with a foliar spray or quickly clean large surface areas. We strongly recommend you clean out the gun after each use to properly maintain it, especially if you are using it for different purposes.

You can find the VAPR Nano Spray gun online at www.easy-grow.co.uk, or call our sales team on 01472 346 900 for more information.



ATHENA

BALANCED NUTRITION. COST EFFECTIVE. RESULTS DRIVEN.

Athena® exists to support the modern grower, no matter the scale. Our core principle is to formulate products that improve quality, reduce costs and drive consistency. Athena was born in the grow rooms of Los Angeles, California, where we are always in pursuit of the perfect run. As the weight of being a cultivator increases, we exist to make the complex simple.

• All Athena® stock held and shipped directly from Easy Grow.

• Athena® product helpline is available for all retailers. Contact Easy Grow for more info.

BLENDED



Ideal for hobby and home growers. The Athena® Blended range is a line of ready to use concentrates that work best while hand watering or using simple irrigation systems.

WHY USE BLENDED?

- Flexible & familiar
- Customisable & versatile
- Easy & ready to use
- Consistent



GROW A+B

Athena® Grow is a simple and clean formula designed for the vegetative stage of growth and for non-flowering plants.



BLOOM A+B

Athena® Bloom is a simple & clean 2-part formula designed for the flowering stage of growth for fruit and flower-producing plants.





STACK

Stack is a natural plant nutrient made from kelp extract. The nutrients in Stack encourage healthy growth and flowering.



PK

PK is a low Nitrogen booster that provides additional Phosphorus & Potassium that high-yielding plants require for optimal results.



BALANCE

Balance is a simple formula of potassium silicate specifically concentrated to buffer irrigation water and stabilise to ideal pH.



CLEANSE

Made from hypochlorous acid. Cleanse is derived from salt and a proprietary electrochemical treatment process.



CaMg

CaMg is designed to supplement either of our 2-part liquid formulas with additional Calcium & Magnesium.



ATHENA® FAQ

WHAT IS THE DIFFERENCE BETWEEN THE BLENDED LINE AND PRO LINE?

The Blended Line is ideal for use with recirculating systems but can be used with all watering systems. It is a two-part liquid formula, sediment free. Use Grow A&B or Bloom A&B in equal amounts.

The Pro Line is ideal for use with drip drain to waste systems, and dosing systems utilizing stock tanks. It is a two-part powder that provides all the essential micro, macro & trace elements required for plant cultivation. Both Lines can be used in any grow medium.

SHOULD I USE AN AIRSTONE?

No. Airstones will cause pH to rise over time. We recommend using a circulation pump to keep your solution mixed.

HOW DO I PRE-SOAK CUBES?

Pre soaking cubes with the Blended Line:
3.0mL/3.79 Litres Grow A
2.0mL/3.79 Litres CaMg
EC 0.7
PPM 550 (700 Scale)
pH 5.7

ATHENA® FEED CHARTS

All Athena® Nutrient feed charts are available to view and download from the Easy Grow website.


Visit www.easy-grow.co.uk/resources/feed-charts and you will find feed charts for both the Blended and Pro Line products.

Any further questions regarding the feed charts, or any other Athena resource, please get in touch and we will be happy to help and answer any questions you may have.

The image shows two overlapping feed charts. The top chart is for the 'ATHENA® BLENDED PROGRAM METRIC' and the bottom chart is for the 'ATHENA® PRO PROGRAM METRIC'. Both charts include sections for 'FEED PROGRAM' (with columns for Mixing Order, Chlorine, and various nutrient levels) and 'SPRAY PROGRAM' (with columns for Application Frequency, Volume, and various nutrient levels). The charts also include QR codes and social media handles for Athena Ag.



Designed for Professional Large-Scale Cultivators using Advanced Fertigation Systems (Dosatron, Netaflex, Rhythm). Those with prior experience using Salt Lines.




PRO BLOOM

Athena® Pro Bloom is for Flowering plants that require higher amounts of phosphorous (P) and potassium (K) to increase flower bulk and support high-metabolic activities.

PRO GROW

Athena® Pro Grow is a balanced soluble fertiliser blend formulated for commercial cultivators to streamline irrigation.



PRO CORE

Athena® Pro Core provides strong baseline nutrition across all stages of plant growth. Readily available Nitrogen, Calcium, and essential microelements.

WHY USE PRO?

- 100% Complete, needs no outside input.
- Performs optimally with RO water source.
- Optimal Calcium Magnesium
- No need for additional CaMg
- Not recommended to weigh powders.

The Pro range is ideal for mixing stock tanks and compatible with all dosing systems. This large-grind mix is 100% soluble and will not clog irrigation systems or leave sediment in reservoirs.



PRO DOSAGE GUIDELINES

(11.3 kg Bags – Metric)

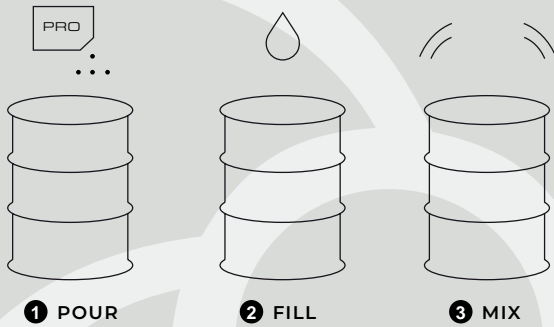


STEP 1

MAKING A STOCK CONCENTRATE

WARNING: A CONCENTRATE SHOULD NEVER BE FED DIRECTLY TO YOUR PLANTS. THE CONCENTRATE MIX IS MEANT FOR MIXING A BATCH RESERVOIR.

grams/litre	grams/3.79 L
120	454
240	908
300	1135



PROCEDURE

(for 240 grams/litre)

Get a measuring container that has accurate litre marks on it.

- 1 Slowly pour granules into stock tank filled half way with water while agitating, then mix to solubilise.
- 2 Add water until it gets exactly to the 47.3 litre mark.
- 3 Vigorously mix until all granules are solubilised.

STEP 2

MAKING A BATCH RESERVOIR

Use your concentrate to mix a reservoir to feed directly to plants.

Dosage in ml/litre for concentrate mixed at 120 g per L

TARGET EC	PRO CORE	PRO GROW /PRO BLOOM
0.5	1.3 ml	2.2 ml
1.0	3.0 ml	5.0 ml
1.5	4.6 ml	7.6 ml
2.0	6.6 ml	11.0 ml
2.5	8.5 ml	14.2 ml
2.7	9.0 ml	15.0 ml
3.0	10.2 ml	17.0 ml
3.5	12.2 ml	20.4 ml
4.0	14.3 ml	23.9 ml

Recommended Chart:
Dosage in ml/litre for concentrate mixed at 240 g per L

TARGET EC	PRO CORE	PRO GROW /PRO BLOOM
0.5	0.7 ml	1.1 ml
1.0	1.5 ml	2.5 ml
1.5	2.3 ml	3.8 ml
2.0	3.3 ml	5.5 ml
2.5	4.3 ml	7.1 ml
2.7	4.5 ml	7.5 ml
3.0	5.1 ml	8.5 ml
3.5	6.1 ml	10.2 ml
4.0	7.2 ml	11.9 ml

Dosage in ml/litre for concentrate mixed at 300 g per L
*Disclaimer - At 300 grams per liter, stock tank must be agitated.

TARGET EC	PRO CORE	PRO GROW /PRO BLOOM
0.5	0.5 ml	0.9 ml
1.0	1.2 ml	2.0 ml
1.5	1.8 ml	3.0 ml
2.0	2.6 ml	4.4 ml
2.5	3.4 ml	5.7 ml
2.7	3.6 ml	6.0 ml
3.0	4.1 ml	6.8 ml
3.5	4.9 ml	8.2 ml
4.0	5.7 ml	9.5 ml



PRO DOSAGE GUIDELINES

(4.53 kg & 11.3 kg Boxes – Metric)



STEP 1


MAKING A STOCK CONCENTRATE

WARNING: A CONCENTRATE SHOULD NEVER BE FED DIRECTLY TO YOUR PLANTS. THE CONCENTRATE MIX IS MEANT FOR MIXING A BATCH RESERVOIR.

CONCENTRATE MIX RATE:

240
Grams/Litre

Pro Line Bag Size	Container Size
(1) 0.9 kg Bag	3.79 Litre
(1) 2.26 kg Bag	9.46 Litre



PROCEDURE

(for 240 grams/litre)

Get a measuring container that has accurate liter marks on it.

- 1 Empty entire contents of the **Pro Line** pouch into a thoroughly clean container.
- 2 Fill the container to exactly the 3.79 litre mark for 0.9 kg pouch or the 9.46 litre mark for 2.26 kg pouch.
- 3 Vigorously mix until all granules are solubilised.

STEP 2

MAKING A BATCH RESERVOIR

Use your concentrate to mix a reservoir to feed directly to plants.

Use the attached chart to determine the **ml per liter** of the Pro Line concentrate to achieve the desired EC in your reservoir.

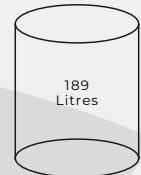
For example: If you have a **189 L reservoir** and wish to feed **3.0 EC Pro Core** and **Pro Bloom** here is what to do:



5.1 ml **Pro Core** concentrate x 189 litres = 964 ml concentrate (5.1x189=964 ml)



8.5 ml **Pro Bloom** concentrate x 189 litres = 1606 ml concentrate (8.5x189=1606 ml)



PROCEDURE

- 1 Fill reservoir with water.
- 2 Find dosage rate for desired EC.
- 3 Measure each concentrate and add to reservoir. (do not mix together)
- 4 Mix and check EC. Adjust pH with Balance.

Dosage in ml/liter for concentrate mixed at 240 grams/litre

TARGET EC	PRO CORE	PRO GROW /PRO BLOOM
0.5	0.7 ml	1.1 ml
1.0	1.5 ml	2.5 ml
1.5	2.3 ml	3.8 ml
2.0	3.3 ml	5.5 ml
2.5	4.3 ml	7.1 ml
2.7	4.5 ml	7.5 ml
3.0	5.1 ml	8.5 ml
3.5	6.1 ml	10.2 ml
4.0	7.2 ml	11.9 ml



SUMMER SHOWS AROUND
THE UK AND EUROPE

EASY GROW ON TOUR



The summer isn't quite over just yet, but we've had an incredibly busy season travelling across the UK and Europe visiting and exhibiting at some of the best shows our industry has to offer. And it's no surprise to say we've had an incredible time.

We want to extend a huge thank you to each and every one of you who took the time to come visit an Easy Grow stand at any of the shows, who came to speak to us and who has done nothing but show huge amounts of love and support. It's always a humbling and an amazing feeling meeting you all. We can't wait to do it all again next year!

Throughout 2022, we have visited and exhibited at several shows across the UK and Europe. Visiting countries like the UK, Spain, Germany and Switzerland. Bringing our audiences the best in our product range. Putting samples in the hands of end users and helping shops expand their product lines with reputable brands like Green Planet, Remo Nutrients, Athena Nutrients & much more.

On top of that, we're always happy to talk and offer support and advice to anybody who needs it regarding our products.

EASY GROW ONLINE

QUICK ORDER FORM

We want to ensure our customers can have the most streamlined and user friendly experience with us when ordering online. One of the tools we created to help with this was the Quick Order Form.

The Quick Order Form was designed to give customers who knew exactly what products they wanted to buy a tool which enables them to find those products quickly and efficiently.

- 1 SEARCHING FOR PRODUCTS**
You can search for any products by name, brand or by its unique SKU number. Searching by brand will bring up all products under that brand name.
- 2 PRODUCT VARIATIONS**
After searching for a product, the different variations will be visible in the drop down menu located at point 2 (see image), these will be subject to stock.
- 3 PRICES & STOCK LEVELS**
Prices and stock level information for products will be shown at point 3 (see image). Different variations of product will change these values respective of the variation chosen.

4 QUANTITIES AND ADD TO CART

You can choose and amend the amount of any particular product at point 4 (see image). Once you have done all this, simply add to cart like any other product page and that product will appear in your cart.

